

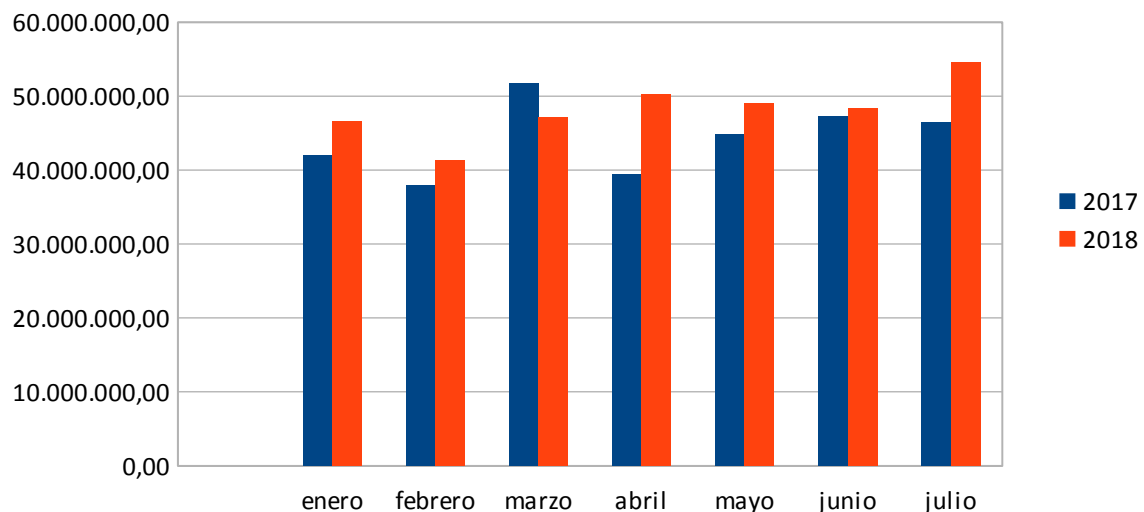
Recaudación de impuestos sobre la importación\*: IGIC, AIEM e Impuesto sobre las Labores del Tabaco

	IGIC + RM		AIEM		ILT		TOTAL	
	2017	2018	2017	2018	2017	2018	2017	2018
Enero	42.022.275,34	46.572.561,93	11.843.216,58	12.504.091,80	41.920,25	525.943,81	53.907.412,17	59.602.597,54
Febrero	37.853.790,00	41.295.808,77	11.438.773,85	11.110.965,11	74.051,71	282.361,43	49.366.615,56	52.689.135,31
Marzo	51.746.189,31	47.177.141,85	15.708.785,82	12.188.175,35	528.674,55	141.530,18	67.983.649,68	59.506.847,38
Abril	39.384.344,26	50.176.452,96	11.115.779,09	12.571.562,61	390.880,42	621.867,60	50.891.003,77	63.369.883,17
Mayo	44.771.849,42	48.968.633,42	13.924.939,89	12.420.452,53	321.874,02	251.817,41	59.018.663,33	61.640.903,36
Junio	47.198.240,47	48.395.760,91	13.206.001,70	12.084.873,48	472.670,01	55.109,73	60.876.912,18	60.535.744,12
Julio	46.409.246,60	54.588.436,24	13.528.663,78	13.365.406,62	186.433,03	457.096,50	60.124.343,41	68.410.939,36
Agosto	41.814.547,60		13.707.376,36		151.463,87		55.673.387,83	0,00
Septiembre	42.051.515,24		12.540.017,23		685.840,90		55.277.373,37	0,00
Octubre	56.050.685,77		15.942.188,18		87.371,61		72.080.245,56	0,00
Noviembre	57.686.302,34		16.251.985,01		163.711,08		74.101.998,43	0,00
Diciembre	53.873.733,06		13.642.784,14		57.653,21		67.574.170,41	0,00
<b>TOTAL</b>	<b>560.862.719,41</b>	<b>337.174.796,08</b>	<b>162.850.511,63</b>	<b>86.245.527,50</b>	<b>3.162.544,66</b>	<b>2.335.726,66</b>	<b>726.875.775,70</b>	<b>425.756.050,24</b>

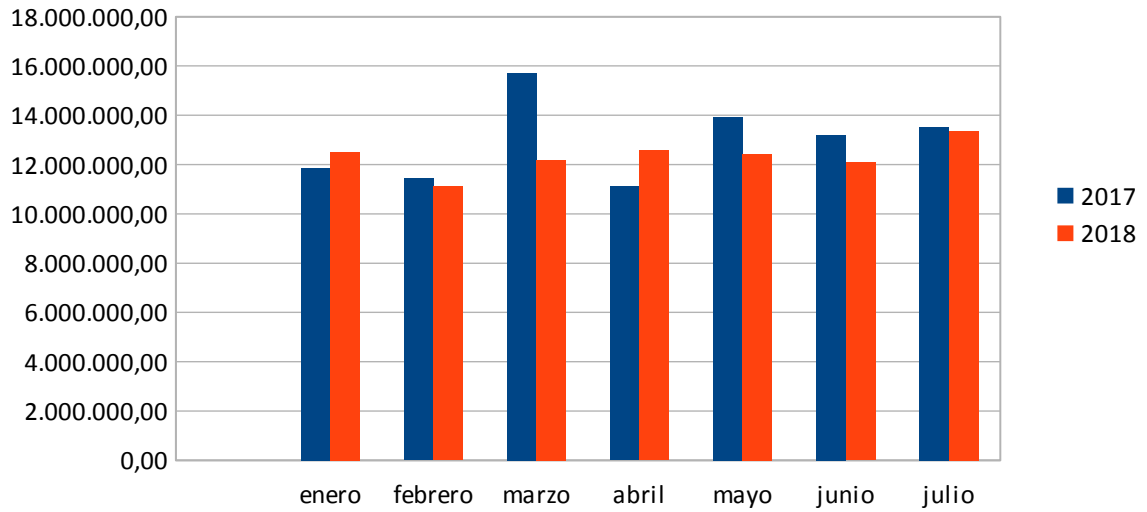
\*Recaudación derivada de los despachos de importación (fuente: VEXCAN)

**Evolución mensual enero-julio**

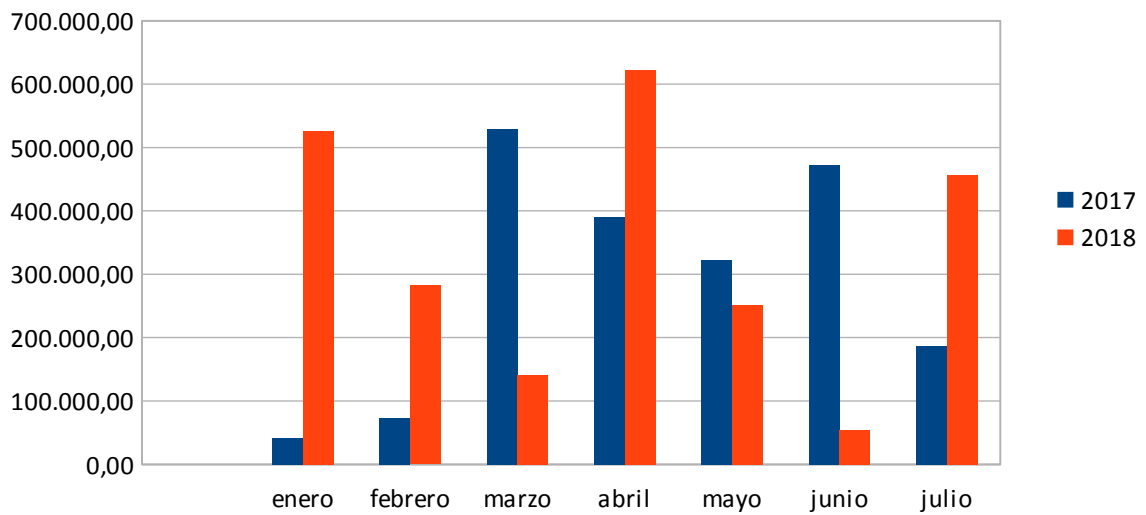
RECAUDACION IGIC



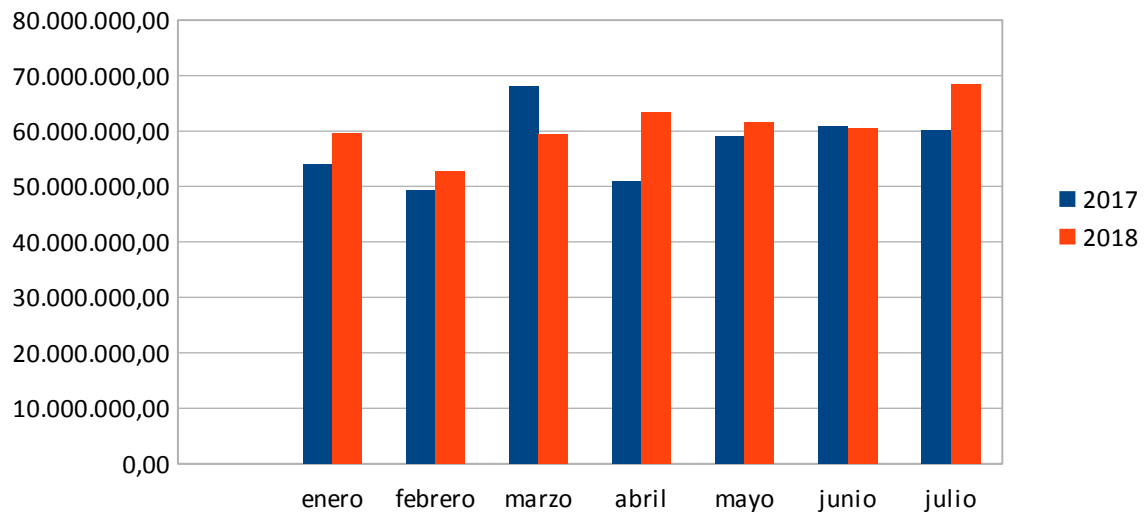
### RECAUDACIÓN AIEM



### RECAUDACIÓN ILT



### RECAUDACIÓN IMPORTACIONES



### Datos acumulados enero - julio

	IGIC + RM		AIEM		ILT		TOTAL	
	2017	2018	2017	2018	2017	2018	2017	2018
Enero	42.022.275,34	46.572.561,93	11.843.216,58	12.504.091,80	41.920,25	525.943,81	53.907.412,17	59.602.597,54
Febrero	37.853.790,00	41.295.808,77	11.438.773,85	11.110.965,11	74.051,71	282.361,43	49.366.615,56	52.689.135,31
Marzo	51.746.189,31	47.177.141,85	15.708.785,82	12.188.175,35	528.674,55	141.530,18	67.983.649,68	59.506.847,38
Abril	39.384.344,26	50.176.452,96	11.115.779,09	12.571.562,61	390.880,42	621.867,60	50.891.003,77	63.369.883,17
Mayo	44.771.849,42	48.968.633,42	13.924.939,89	12.420.452,53	321.874,02	251.817,41	59.018.663,33	61.640.903,36
Junio	47.198.240,47	48.395.760,91	13.206.001,70	12.084.873,48	472.670,01	55.109,73	60.876.912,18	60.535.744,12
Julio	46.409.246,60	54.588.436,24	13.528.663,78	13.365.406,62	186.433,03	457.096,50	60.124.343,41	68.410.939,36
<b>TOTAL</b>	<b>309.385.935,40</b>	<b>337.174.796,08</b>	<b>90.766.160,71</b>	<b>86.245.527,50</b>	<b>2.016.503,99</b>	<b>2.335.726,66</b>	<b>402.168.600,10</b>	<b>425.756.050,24</b>

\*Recaudación derivada de los despachos de importación (fuente: VEXCAN)

### DATOS ACUMULADOS IGIC+RM

